

POLYGLASS[®]



POLYVAP SA G

SELF-ADHERED VAPOR BARRIER MEMBRANE

PolyVap SA G is a self-adhered vapor retarder for use in commercial low-slope roofing applications. Utilizing ADESO dual-compound self-adhered technology, PolyVap SA G features a UV resistant polymer modified bitumen upper compound and a proprietary self-adhesive SBS (elastomeric) compound on the bottom. A split release film that protects the self-adhesive compound allows for easy application.

PolyVap SA G is reinforced with a fiberglass mat and surfaced with mineral aggregate to enhance skid resistance, allow exposure up to 90 days, and is suitable for the bonding of subsequent layers. The rubberized asphalt has self-healing properties which promotes sealability around fasteners.

Applications

- As a vapor retarder in low-slope roofing applications
- For use as a temporary roof
- For applications on steel, concrete, plywood, gypsum or cement boards, approved insulation, and asphaltic panels

Versatility

PolyVap SA G can be used as a vapor retarder and a temporary roof in a variety of assemblies. The top surface is compatible with approved coverboards and insulation; mechanically attached or adhered with Polyglass LRF (low-rise foam) adhesive. The top surface can also receive other plies of modified bitumen sheets using torch application.

Performance


- Versatile dual use vapor retarder/temporary roof membrane
- Up to 90 day exposure
- Inhibits moisture vapor through porous building materials
- Self-adhered technology allows quick dry-in of building
- Reinforced; handles foot traffic, puncture resistant
- Direct to metal deck application; no primer required
- Asphaltic compound increases sealability around nails/fasteners
- When installed with an approved Polyglass assembly, qualifies for a Roof System Warranty (RSW)



Typical PolyVap SA G Assemblies*


Structural Concrete – Vapor Barrier Direct-to-Deck

- 1 Cap Ply: Polyglass Cap Sheet, Torch Applied, Hot Asphalt or Self-Adhered
- 2 Base Ply: Polyglass Base Sheet, Torch Applied, Hot Asphalt or Self-Adhered
- 3 Cover Board: Gypsum Coverboard, adhered with Polyglass LRF M or Polyglass LRF CR
- 4 Insulation: Polytherm®, adhered with Polyglass LRF M or Polyglass LRF CR
- 5 Vapor Barrier: **PolyVap SA G**, self-adhered
- 6 Primer: PG-100 or Polytack
- 7 Deck: Structural Concrete



Steel - Vapor Barrier Over Thermal Barrier

- 1 Cap Ply: Polyglass Cap Sheet, Torch Applied, Hot Asphalt or Self-Adhered
- 2 Base Ply: Polyglass Base Sheet, Torch Applied, Hot Asphalt or Self-Adhered
- 3 Cover Board: Gypsum Coverboard, adhered with Polyglass LRF M or Polyglass LRF CR
- 4 Insulation: Polytherm®, adhered with Polyglass LRF M or Polyglass LRF CR
- 5 Vapor Barrier: **PolyVap SA G**, self-adhered
- 6 Thermal Barrier: Gypsum Coverboard, mechanically fastened
- 7 Deck: Steel deck




Steel - Vapor Barrier Direct-to-Deck - Fastened Insulation

- 1 Cap Ply: Polyglass Cap Sheet, Torch Applied, Hot Asphalt or Self-Adhered
- 2 Base Ply: Polyglass Base Sheet, Torch Applied, Hot Asphalt or Self-Adhered
- 3 Cover Board: Gypsum overboard, adhered with Polyglass LRF M or Polyglass LRF CR
- 4 Insulation: Polytherm®, mechanically fastened
- 5 Vapor Barrier: **PolyVap SA G**, self-adhered to the tops of the steel ribs
- 6 Deck: Steel deck



Steel - Vapor Barrier Direct-to-Deck - LRF Adhered System

- 1 Cap Ply: Polyglass Cap Sheet, Torch Applied, Hot Asphalt or Self-Adhered
- 2 Base Ply: Polyglass Base Sheet, Torch Applied, Hot Asphalt or Self-Adhered
- 3 Cover Board: Gypsum Coverboard, adhered with Polyglass LRF M or Polyglass LRF CR
- 4 Insulation: Polytherm®, adhered with Polyglass LRF M or Polyglass LRF CR
- 5 Vapor Barrier: **PolyVap SA G**, self-adhered to the tops of the steel ribs
- 6 Deck: Steel deck



* Consult design engineer for proper placement of vapor barrier