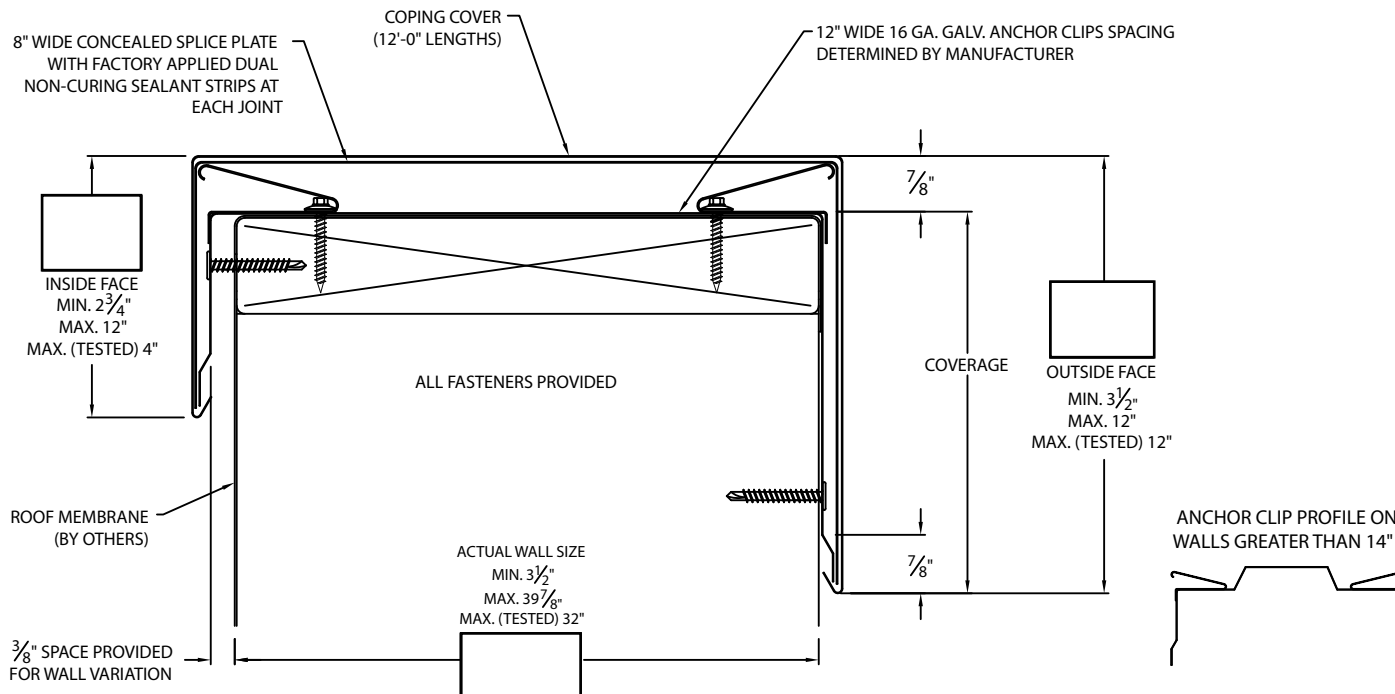


# POLYFORZA GOLD COPING

## FLAT



### \* NOTES

- Oil canning can occur on larger face heights and wall widths; recommend 22 Ga., .050" or .063" Aluminum for face height over 8" or wall width over 12".
- 24 ga. Galv and .040" Aluminum coping covers available for wall sizes of 3.5" to 24" ONLY
- Unless otherwise noted, fabrication of miters and accessories are furnished standard utilizing a non-penetrating quicklock joint, then factory sealed watertight.
- Welded accessories require a minimum material thickness of .050" Aluminum
- For non-90 miters, see separate print approval
- Product should be installed per provided installation instructions
- ANSI/SPRI/FM 4435/ES-1 test pressures up to 297 psf (Horizontal) and 513 psf (Vertical)

### PROJECT INFO

Project Name:

Architect:

Roofing Contractor:

**Project Type:**

☐ By selecting this box you have verified and confirmed that dimensions, sizes, and quantities are correct. All products will be installed in strict accordance with printed instructions.

Date:

**Polyglass USA, Inc.**  
1111 W. Newport Center Dr.  
Deerfield Beach, FL 33442  
Customer Service: 800-222-9782  
Technical Service: 866-794-9659

SHT# 1 of 2

DATE: 06/06/22

DRN BY: MM

CKD BY: MM

DWG #: 45011-37593

REV: A

### APPROVALS\*

**ANSI/SPRI/FM 4435/ES-1**  
Test Pressures listed in notes



**MIAMI-DADE COUNTY**  
APPROVED

### MATERIAL\*

- ☐ 24 Ga. Galv. Steel  
☐ 22 Ga. Galv. Steel  
☐ .040" Aluminum  
☐ .050" Aluminum  
☐ .063" Aluminum  
☐ OTHER:

Color:

Finish:

Substrate: (For Top Fasteners)

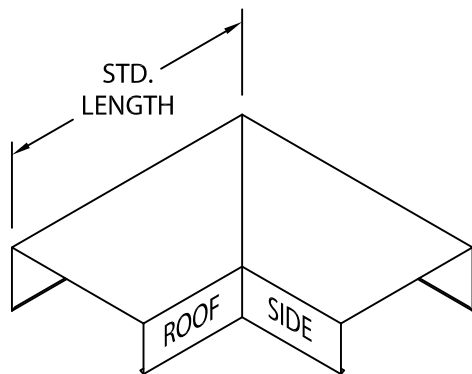
- if substrate is not given, wood fasteners will be provided.
- ☐ Wood  
☐ Masonry  
☐ Metal

### QUANTITIES

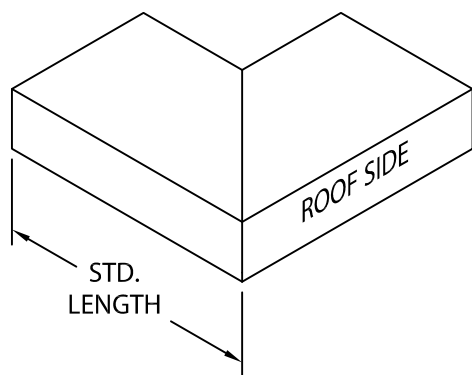
- Lineal Feet (12'-0" Lengths)  
 Outside Miter (90°)  
 Inside Miter (90°)  
 Right Endcaps  
 Left Endcaps

Accessory Type\* : ☐ Quicklock (Default) ☐ Welded (Surcharge)

- Right Endwall Flashing (Coping Version)  
 Left Endwall Flashing (Coping Version)  
 Right Endwall Flashing (Splice Plate Version)  
 Left Endwall Flashing (Splice Plate Version)

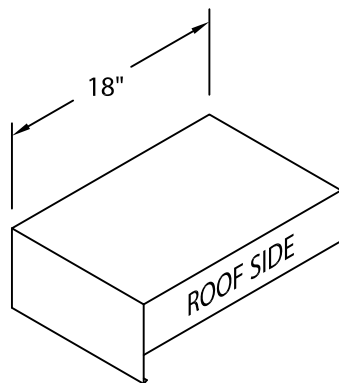


OUTSIDE MITER

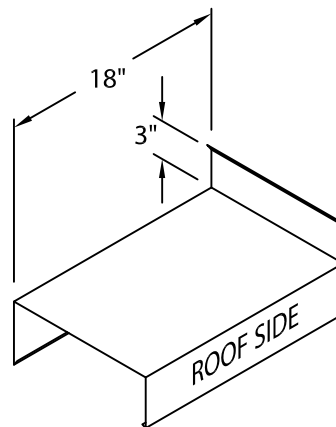


INSIDE MITER

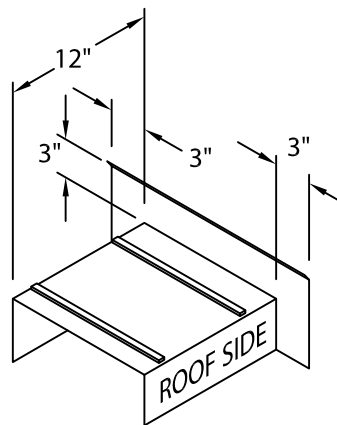
MITER STANDARD LEG LENGTH:  
 $\text{WALL SIZE} + 9\frac{5}{8}" = \text{LENGTH}$



ENDCAP  
(LEFT HAND SHOWN)



ENDWALL FLASHING  
COPING VERSION  
(RIGHT HAND SHOWN)



ENDWALL FLASHING  
SPLICE PLATE VERSION  
(RIGHT HAND SHOWN)  
(AVAILABLE ONLY IN  
.040" WELDED, PAINTED  
TO MATCH COPING)

## NOTES

Additional accessories are available including:

- Transition Miters
- Straight Transition Miters
- "T" Miters
- "Z" Miters
- Step-up Miters
- Peak / Valley Miters
- Pilaster Caps
- Radius Coping
- Arched Coping

For additional accessory requirements, attach sketches or call manufacturer for assistance.

SHT# 2 of 2

DATE: 06/06/22

DRN BY: JJC

CKD BY: MM

DWG #: 45011-37593

REV: A

**Polyglass USA, Inc.**

1111 W. Newport Center Dr.  
Deerfield Beach, FL 33442  
Customer Service: 800-222-9782  
Technical Service: 866-794-9659